

Phonics at Stowlawn



WHAT IS PHONICS?

Words are made up from small units of sounds called **phonemes**. Phonics teaches children to be able to listen carefully and identify the phonemes that make up each word. This helps children to learn to read and spell words.



TERMINOLOGY

Phoneme-The sound itself

Graphemes-What it looks like (the letter formation

Segmenting-Breaking down words into the individual sounds

Blending- Pulling all of the sounds together to make the word

Digraph- 2 letters that work together to make one sound

Trigraph- 3 letters that work together to make one sound

Split digraph- 2 letters that work together to make one sound but are split by another letter

Red words- words that you cannot use phonics to decode

Alien words- words that are made up but children are able to decode using phonics



TERMINOLOGY

Digraph

An example of this is **ai** as in **snail**

Trigraph

An example of this is **igh** as in **night**

Split digraph

An example of this is **a-e** as in **cake**



READ WRITE INC









At Stowlawn we follow a system called Read Write Inc.

The system teaches the children the full range of sounds required to decode words.

Each sound comes with a picture prompt and rhyme.



SET 1

								
Maisy mountain mountain	Around the apple, down the leaf	Sither down the snake	Round his bottom, up his tail neck and down to his feet	Down the tower, across the tower	Down the body, dot for the head	Down Nobby and over his net	Down the giraffe and over the giraffe's feet	Round her face, down her hair and give her a coat
								
All around the orange	Carl around the caterpillar	Down the kangaroo's body, tail and leg	Draw and under, up to the top and draw a puddle	Down the face, to heel, round the toe	Down the stem and draw the leaves	Lift off the top and scoop out the egg	Down the long leg	Down the head, to the hooves and over his back
								
Down his back, then curl over his ears	Down the body, curl and dot	Down a wing, up a wing	Draw a turn, up a horn and under his head	Down up, down up	Zig-zag-zig	Round her head, up past her earrings and down her hair	Down the arm and leg, repeat the other side	

This is where the children will learn all the important skills needed for further reading. They will learn the initial sounds, how to write them and how to segment and blend them.



FRED THE FROG



Fred talk is an important aspect in the Read Write Inc programme as it teaches children how to blend words.



SEGMENTING

- Breaking down words for spelling.

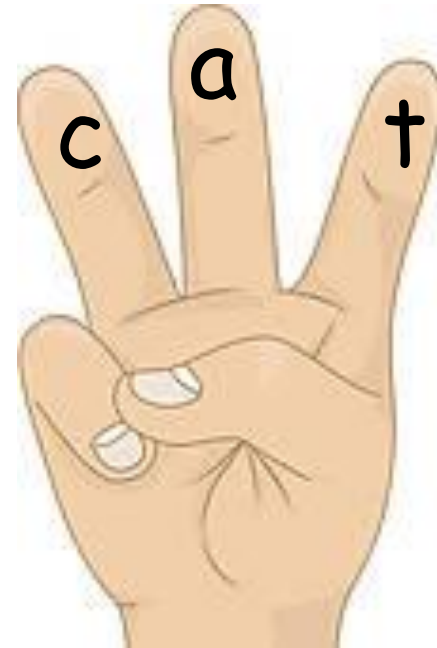
cat

c a t



SEGMENTING

- When spelling children use their 'Fred
Fingers' to help them hear the sounds and write them down in the correct order.
- They pinch each finger for each sound in the word.



BLENDING

Building words from phonemes to read.

c a t

cat



VC CVC CVCC

Children will start off by reading simple VC and CVC words.

CVC= Consonant, Vowel, Consonant

Examples of these types of words

VC - in, on, at, if

CVC - cat, dog, tin, sad, sit

CVCC - hand, camp, tent, sand



SET 2/3



After learning all the initial sounds and becoming confident in reading simple words, this is when “special friends” are introduced. Special friends are groups of letters that work together to make one sound. It is important children are able to identify these within a word to ensure that reading is accurate.



RED WORDS

These are irregular words that cannot be decoded. Children simply have to learn these on sight.

the	no	3	you	are
to	go		they	my
I	into		all	her
he	me	4	said	so
she	be		have	do
we	was		like	some



WHAT THE CHILDREN DO IN SCHOOL

In reception, children have a daily phonics lesson.

They are grouped into small groups and are taught at the appropriate level.

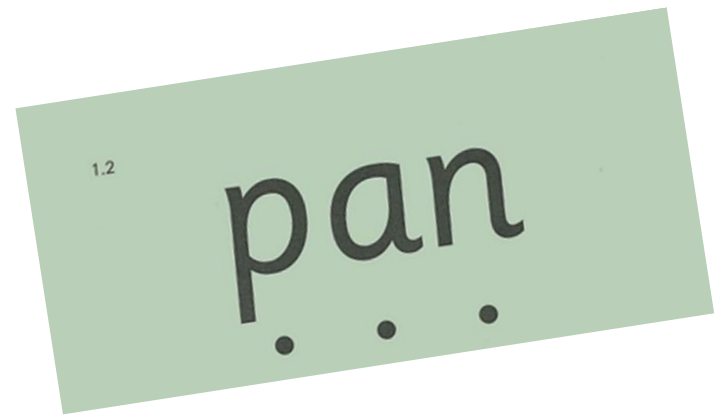
They will learn their initial sounds, how to form each letter and blending and segmenting, which then leads them onto starting to read books.

At the beginning of reception lessons start at 15 minutes but extend to 35 minutes as they progress.

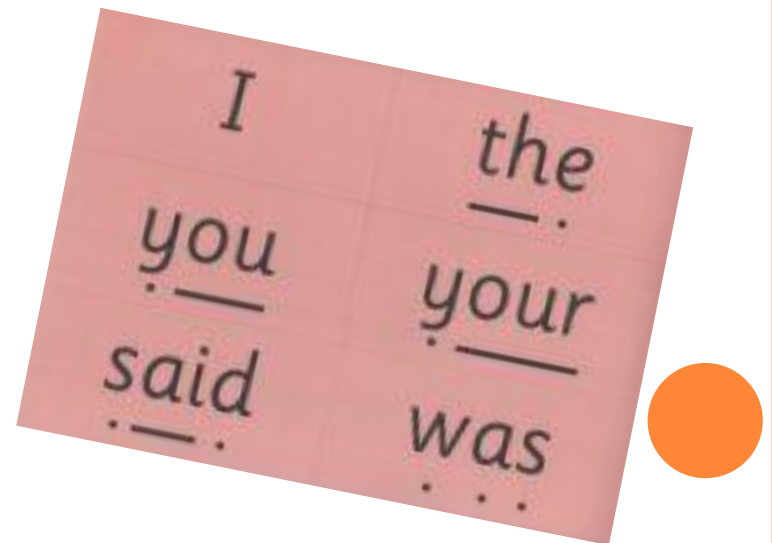


RECEPTION

Children will be shown green word cards to practise their blending.



Red cards will also be shown for children to recall.



RECEPTION

When children are at the right level then they will start to bring a phonics book home to read and share with you.



YEAR 1 PHONICS TEST

In Year One the children will all complete the statutory phonics check. They are given 40 words, some real and some alien and the words can contain any of the 40+ phonemes that have been taught. The pass rate for the last few years has been 32 but this could change. If the children have all of the foundations secure in nursery/reception it makes this check much easier.

grit

blan



start

steck



best

hild



hooks

quemp



WHAT CAN YOU DO?

There are lots of things that can be done to support your child's reading journey.

- Reading to your children
- Fred talking to them
- Asking them to read things to you
- Write with them
- There are plenty of free resources online and apps that you can download. (Alphablocks, phonics play, teach your monster to read)

