

We will design, make and evaluate a fabric decoration for our family for our Christmas tree.



wadding

Wadding is an old English word for stuffing (also known as batting in some region). It refers to the material used to fill quilts, stuffed toys, clothing and other items.

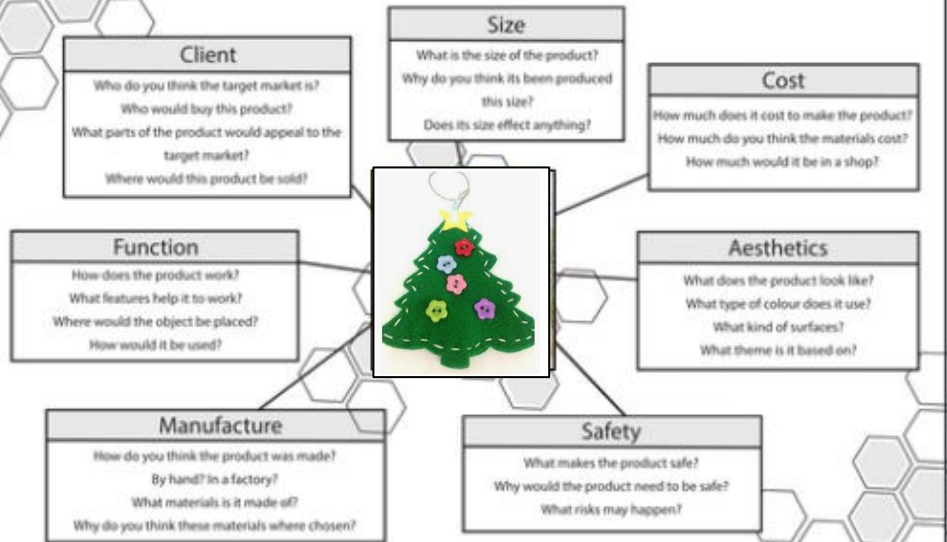
functionality

the quality of being suited to serve a purpose well; practicality

Key vocabulary	Definition
template	Patterns are a template used in sewing, from which the parts of a garment are traced onto fabric before being cut out and then put together; they are usually made of paper.
seam	The join where two or more layers of fabric are held together with stitches.
thread	Sewing thread is the yarn used to combine two or more fabric pieces together in garments, accessories, and other textile products.
prototype	the process of bringing an idea for any sewing or fabric-based need to life so that an end product can be used.

PRODUCT ANALYSIS

Product Analysis looks at existing products, by breaking the product down. You have to identify what's good and bad about it? What are your thoughts?




Before we design our product, we will analyse existing ones





Designing

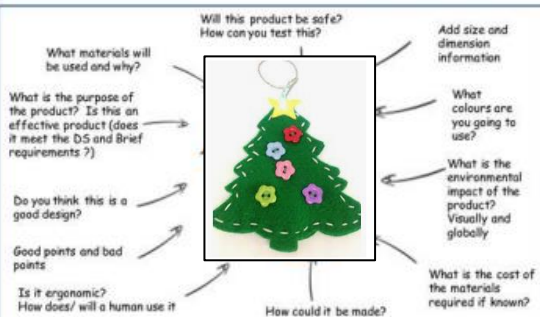
Communicating your ideas with others.



Carefully sketching our ideas and neatly shading in your ideas to ensure your ideas are clear.

How to annotate a design idea

Your design idea drawings do not always give the reader all the details you have thought about, by adding annotation you can share your whole idea and give details about areas you cant see.



Additional explanation of your ideas.

Annotation



Construction Techniques



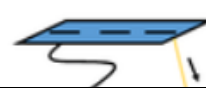
Blanket Stitch



Back Stitch

Using the correct methods & machinery to accurately construct your product.

Running stitch



make it a little larger than you actually need it to be. 5-10 mm is usually enough.

Planning

Create pattern

Cut fabric

Construct

Decorate decoration

Fill & Finish

Creating a step-by-step guide on completing your product.



Will you be able to reuse any materials?



[Recycling]

Decorative Finishes

Using different techniques to enhance textile products.



Sewing on a button

Using additional components to decorate fabrics



Sewing on a beads & sequins

Evaluating

Using a set of criteria to measure the quality of your final product.



Considering Peer & Self assessment is important for the success of the product.